

SORT	PATTERN	PERFORMANCE
UHP	S2000 	Braking Drainage Handling Fuel-saving
UHP AS	H2000 	Braking Drainage Handling Fuel-saving
Drifting	S3000 	Braking Drainage Handling Safety

SORT	PATTERN	PERFORMANCE
HP	ComfortMax S801 	Comfort Fuel-saving Silence Safety
4 Season	Comfortmax 4S A4 	Comfort Fuel-saving Silence Safety
Economic	ComfortMax AS H202 	Comfort Fuel-saving Silence Safety

SORT	PATTERN	PERFORMANCE
SUV/H/T	PracticalMax H/T RS21 	Drainage Handling Comfort Safety
SUV/H/P	PracticalMax H/P RS26 	Drainage Handling Silence Safety
SUV/HP	ELEVE HP5 	Drainage Handling Silence Safety

SORT	PATTERN	PERFORMANCE
SUV/AT	PracticalMax A/T RS23 	Drainage Handling Off-road Safety
SUV/M/T	PracticalMax M/T RS25 	Drainage Braking Off-road Safety
SUV/AT	ELEVE AT5 	Drainage Handling Off-road Safety

SORT	PATTERN	PERFORMANCE
VAN/LTR/TAXI	DurableMax RS01 	Wear Safety Handling Braking
ST	DurableMax RS03 	Comfort Fuel-saving Silence Safety
WINTER	SnowShoes AW11 	Snow Drainage Braking Handling

SORT	PATTERN	PERFORMANCE
WINTER	SnowShoes AW33 	Snow Drainage Braking Handling
WINTER	IceMax RW505 	Snow Drainage Braking Handling
Studdable	IceMax RW506 	Snow Drainage Braking Handling



UTQG:280/AA/A

Size				LI&SS		
195	/	45	R	16	XL	84V
195	/	50	R	16	XL	88V
195	/	55	R	16	XL	91V
205	/	45	ZR	16	XL	87W
205	/	50	ZR	16	XL	91W
205	/	55	ZP	16	XL	91W
205	/	55	ZR	16	XL	94W
215	/	45	ZR	16	XL	90W
215	/	55	ZR	16	XL	97W
225	/	50	ZR	16	XL	96W
225	/	55	ZR	16	XL	99W
205	/	40	ZR	17	XL	84W
205	/	45	ZR	17	XL	88W
205	/	50	ZR	17	XL	93V
215	/	40	ZR	17	XL	87W
215	/	45	ZR	17	XL	91W
215	/	50	ZR	17	XL	95W
215	/	55	ZR	17	XL	98W

Size				LI&SS		
225	/	45	ZR	17	XL	94W
225	/	50	ZR	17	XL	98W
225	/	55	ZR	17	XL	101W
235	/	45	ZR	17	XL	97W
235	/	50	ZR	17	XL	100W
235	/	55	ZR	17	XL	103W
245	/	40	ZR	17	XL	95W
245	/	45	ZR	17	XL	99W
255	/	45	ZR	17	XL	102Y
215	/	35	ZR	18	XL	84Y
215	/	40	ZR	18	XL	89Y
215	/	45	ZR	18	XL	93W
225	/	40	ZR	18	XL	92W
225	/	45	ZR	18	XL	95W
235	/	40	ZR	18	XL	95W
235	/	45	ZR	18	XL	98W
235	/	50	ZR	18	XL	101W
245	/	40	ZR	18	XL	97W

Size				LI&SS		
245	/	35	ZR	18	XL	100W
255	/	35	ZR	18	XL	94Y
255	/	40	ZR	18	XL	99Y
255	/	45	ZR	18	XL	103W
265	/	35	ZR	18	XL	97Y
225	/	35	ZR	19	XL	88Y
235	/	35	ZR	19	XL	91W
235	/	45	ZR	19	XL	99Y
245	/	35	ZR	19	XL	93W
245	/	40	ZR	19	XL	98Y
245	/	45	ZR	19	XL	102Y
255	/	35	ZR	19	XL	96Y
225	/	35	ZR	20	XL	90W
235	/	35	ZR	20	XL	92W
245	/	35	ZR	20	XL	95W
245	/	40	ZR	20	XL	99Y
245	/	45	ZR	20	XL	103Y
255	/	35	ZR	20	XL	97W



S2000

Summer UHP



S2000 seeks exercise limit and extreme experience. The excellent high speed ability, handling in both dry and wet conditions, security and green design, make it to be preferred choice for luxury cars. Her stable performance is worthy of your trust.

Features & Benefits



Special asymmetrical design provides excellent grip and handling in both dry and wet conditions.



The updated SSBR and silica compound provide excellent wet grip, much reduced rolling resistance, and terrific handling in high speed.



Revolutionary tread design, rising strength from inside to outside, can deal with both smooth mountain road and downpour highway, at leisure.



The dramatic central big grooves with special compound, enhances efficient water evacuation to deal with all conditions.



Sipes on outside shoulder enhance turning handling and lower noise in high speed.



S2000

5



UTQG:440/AA/A

Size					LI&SS
145	/	70	R	12	69T
155	/	70	R	12	73T
165	/	70	R	12	77T
155	/	70	R	13	75T
155	/	80	R	13	79T
165	/	65	R	13	77T
165	/	70	R	13	79T
165	/	70	R	13	XL 83T
175	/	70	R	13	82T
185	/	70	R	13	86T
155	/	65	R	14	75T
165	/	60	R	14	75T
165	/	65	R	14	79H
165	/	70	R	14	81T
175	/	65	R	14	82H
175	/	65	R	14	XL 86T
175	/	70	R	14	84H
185	/	60	R	14	82H
185	/	65	R	14	86H
195	/	60	R	14	86H

Size					LI&SS
205	/	60	R	14	88H
205	/	70	R	14	95H
215	/	70	R	14	96H
165	/	50	R	15	72T
165	/	55	R	15	75H
175	/	55	R	15	77H
175	/	60	R	15	81H
175	/	65	R	15	84H
185	/	60	R	15	84H
185	/	65	R	15	88H
185	/	65	R	15	XL 92H
195	/	55	R	15	85V
195	/	60	R	15	88V
195	/	65	R	15	91V
195	/	65	R	15	XL 95H
205	/	60	R	15	91V
205	/	60	R	15	91H
205	/	65	R	15	94V
205	/	65	R	15	94H
215	/	60	R	15	94V

Size					LI&SS
215	/	60	R	15	94H
215	/	65	R	15	96V
215	/	65	R	15	XL 100H
195	/	60	R	16	89H
205	/	45	R	16	XL 87V
205	/	55	R	16	91V
205	/	60	R	16	92V
205	/	60	R	16	XL 96H
205	/	65	R	16	95H
215	/	60	R	16	95V
215	/	60	R	16	XL 99H
215	/	65	R	16	98H
225	/	60	R	16	98H
225	/	70	R	16	103T
235	/	60	R	16	100H
215	/	60	R	17	96H
225	/	65	R	17	102H
235	/	65	R	17	104H
225	/	60	R	18	100H




ComfortMax AS H202

Economic Summer



ComfortMax AS H202 is designed for economic cars. The variable pitch and special tread block design provide super silence and excellent grip. The silica compound delivers reduced rolling resistance and fuel efficiency. Optimized outline provides comfortable journey.

Features & Benefits



Balanced performance: Silence, Fuel Efficiency, Security, Comfort.



Variable pitch and noise reducing shoulder deliver silent journey.



Silica compound provides excellent fuel efficiency.



Special tread outline and section design improve handling stability and comfort.



All season design.



UTQG:420/AA/A

Size					LI&SS
165	/	60	R	14	75T
165	/	70	R	14	81T
175	/	65	R	14	82H
175	/	70	R	14	84H
185	/	60	R	14	82H
185	/	65	R	14	86H
185	/	70	R	14	88H
195	/	60	R	14	84H
195	/	70	R	14	91T
195	/	70	R	14	91H
195	/	70	R	14	XL 95T
185	/	55	R	15	82V
185	/	60	R	15	84H
185	/	60	R	15	XL 88H
185	/	65	R	15	88H
185	/	65	R	15	XL 92H
195	/	50	R	15	82V

Size					LI&SS
195	/	55	R	15	85V
195	/	60	R	15	88V
195	/	65	R	15	91V
195	/	65	R	15	XL 95H
205	/	65	R	15	94V
215	/	65	R	15	96H
215	/	65	R	15	XL 100H
205	/	50	R	16	87V
205	/	55	R	16	91V
205	/	60	R	16	92V
205	/	60	R	16	XL 96H
215	/	60	R	16	95V
215	/	60	R	16	XL 99H
215	/	65	R	16	98H
225	/	55	R	16	95V
225	/	60	R	16	98H
225	/	60	R	17	99H
225	/	65	R	17	102H



ComfortMax S801

Summer HP



ComfortMax S801 is designed especially for successful people. The advanced asymmetrical tread design brings super silence, excellent grip in wet and dry conditions, handling, and uncommon driving experiences. The silica compound delivers reduced rolling resistance for better fuel efficiency. Sizes from 13" to 17" meet your different demand.

Features & Benefits



Balanced performance: Stability, Silence, Security, Mileage.



Asymmetrical tread design provides excellent grip and handling.



Silica compound delivers reduced rolling resistance for better fuel efficiency.



Strong block tread design improves mileage, stability, and security.



Size					LI&SS
165	/	70	R	13	79T
175	/	70	R	13	82T
185	/	60	R	14	82H
155	/	65	R	14	75T
165	/	65	R	14	79T
175	/	65	R	14	82T
175	/	65	R	14	XL 86T
185	/	65	R	14	86T
165	/	70	R	14	81T
165	/	70	R	14	XL 85T
175	/	70	R	14	XL 88T
185	/	55	R	15	82H

Size					LI&SS
185	/	55	R	15	XL 86H
195	/	55	R	15	85H
185	/	60	R	15	XL 88H
195	/	60	R	15	88H
185	/	65	R	15	88H
195	/	65	R	15	91H
195	/	65	R	15	XL 95H
195	/	55	R	16	87H
205	/	55	R	16	91V
205	/	55	R	16	XL 94V
215	/	55	R	16	XL 97V
205	/	60	R	16	XL 96H
225	/	45	R	17	XL 94V



Comfortmax 4S A4

Real 4-Season Tire




Comfortmax 4S A4 Special all Season product with marvelous overall performance.

Features & Benefits




A newly optimized profile design provides a comfortable ride all season.



Uses an all new asymmetric tread design to accommodate all season climate with excellent handling and steering performance in wet conditions.



Usage of functional All-silicon materials brings excellent handling capabilities in snowy and wet conditions.



Diverse and irregular pitch order decreases vibrations emitted from the tire to reduce noise.



UTQG:200/AA/A

Size						LI&SS
195	/	50	R	15		82V
205	/	45	R	16	XL	87W
225	/	45	R	17	XL	94W
235	/	45	R	17	XL	97W
225	/	40	R	18	XL	92W
235	/	40	R	18	XL	95W
245	/	40	R	18	XL	97W
255	/	35	R	18	XL	94W
265	/	35	R	18	XL	97W



S3000

Drifting Tire



S3000 Designed for Motorsport, ensure stability at high-speed on street/racetrack and enjoy the fun with drifting.

Features & Benefits



Central parallel pattern are designed to ensure stability at high-speed when traveling straight and wet conditions.



Three-dimensional sipes design enhances initial reaction and steering performance.



Widened tread design offers a larger ground contact area which effectively improves grip and handling performance.



Usage of functional All-silicon drifting materials provides excellent handling in dry/wet conditions.



S3000



UTQG:420/AA/A

Size						LI&SS
205	/	50	ZR	16		87W
205	/	55	ZR	16		91W
215	/	55	ZR	16		93W
225	/	55	ZR	16		95W
205	/	45	ZR	17	XL	88W
215	/	45	ZR	17	XL	91W
225	/	45	ZR	17	XL	94W
235	/	45	ZR	17	XL	97W
245	/	45	ZR	17	XL	99W
225	/	40	ZR	18	XL	92W
235	/	40	ZR	18	XL	95W
245	/	40	ZR	18	XL	97W



H2000

All Season UHP



H2000 is designed for top grade users seeking ultra-high performance. The asymmetrical, unidirectional tread design provides excellent handling and comfort. All season design delivers excellent wet grip. It delivers all outstanding performance and brings you excellent fun of driving.

Features & Benefits



The asymmetrical design provides excellent grip in both dry and wet conditions, enhances turning handling.



Variable pith on both sides reduces noise.



The updated SSBR and silica compound provide excellent wet grip, much reduced rolling resistance, and terrific handling in high speed.



The corrugated central grooves direct water, the wide-angle grooves enhance anti-hydroplaning capabilities. It runs easily on downpour highway.



Strong circumferential central rib improves straightline stability.



Rim protector designed.



UTQG:500/AA/A

Size						LI&SS
235	/	75	R	15		105H
215	/	70	R	16		100H
225	/	70	R	16		103H
235	/	60	R	16		100H
235	/	70	R	16		106H
245	/	70	R	16	XL	111H
255	/	70	R	16		111H
265	/	70	R	16		112H
265	/	75	R	16		116H
275	/	70	R	16		114H
215	/	50	R	17	XL	95H
215	/	65	R	17		99H
225	/	60	R	17		99H

Size						LI&SS
225	/	65	R	17		102H
235	/	55	R	17		99H
235	/	60	R	17	XL	106H
235	/	65	R	17	XL	108H
245	/	65	R	17	XL	111H
265	/	65	R	17		112H
265	/	70	R	17		115H
225	/	60	R	18		100H
235	/	50	R	18	XL	101H
235	/	55	R	18	XL	104H
235	/	60	R	18	XL	107H
255	/	55	R	18	XL	109V
265	/	60	R	18	XL	114V



PracticalMax H/T RS21

SUV H/T



PracticalMax H/T RS21 has excellent performance of handling and silence, is specially designed for city SUV. Stability tread blocks provide super brake performance and excellent handling. It fits both county and city roads, with comfort and silence.

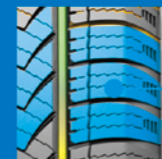
Features & Benefits



4wide circumferential grooves with sipes provide effective water drainage, improve security in wet conditions.



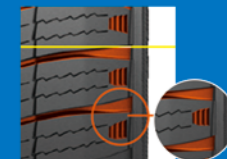
Crooked sipes reduce water film a lot and prevent hydroplaning.



Solid uniform tread blocks with circumferential ribs improve straight line stability.



Step grooves floor prevents pebbles.



3D steps on shoulder, provides attractive appearance and improves heat dissipation.



UTQG:300/AA/A

Size						LI&SS
235	/	65	R	17	XL	108V
215	/	55	R	18	XL	99W
255	/	55	R	18	XL	109W
255	/	60	R	18	XL	112V
225	/	45	R	19	XL	96W
255	/	50	R	19	XL	107W
255	/	55	R	19	XL	111W
275	/	30	ZR	19	XL	96Y
275	/	35	ZR	19	XL	100Y
285	/	45	R	19	XL	111W

Size						LI&SS
245	/	50	ZR	20		102Y
265	/	45	ZR	20	XL	108Y
265	/	50	R	20	XL	111W
275	/	30	ZR	20	XL	97Y
275	/	35	ZR	20	XL	102Y
275	/	40	R	20	XL	106W
275	/	45	R	20	XL	110W
275	/	55	R	20	XL	117W
275	/	60	R	20	XL	119V
285	/	50	ZR	20	XL	116W
315	/	35	ZR	20	XL	110Y



PracticalMax H/P RS26

SUV HIP



PracticalMax H/P RS26 is designed for luxury SUV, bringing you excellent handling, super stability and comfort, providing sporty passion and driving quality.


Features & Benefits



Tapered grooves enhance blocks stability, steady shoulder improves grips.



Semi-closed tread grooves outside the tread, provides silence.



Asymmetrical design brings excellent grips, breaking, and better handling.



The wide grooves with special compound, enhances efficient water evacuation to deal with all conditions.



UTQG:300/AA/A

Size							LI&SS
245	/	50	ZR	18	XL		104W
225	/	55	ZR	18	XL		102W
235	/	55	ZR	18	XL		104W
255	/	40	ZR	19	XL		100Y
275	/	45	ZR	19	XL		108W
255	/	50	ZR	19	XL		107W
235	/	55	ZR	19	XL		105W
245	/	55	ZR	19	XL		103W
255	/	55	ZR	19	XL		111W
275	/	40	ZR	20	XL		106W
245	/	45	ZR	20	XL		103Y
255	/	45	ZR	20	XL		105Y
275	/	45	ZR	20	XL		110W
255	/	50	ZR	20	XL		109W
255	/	55	ZR	20	XL		110W



ELEVE HP5

SUV HP Tire



ELEVE HP5 Enhanced profile design improved handling performance in wet conditions performance to enjoy the driving pleasure with premium SUV.


Features & Benefits



Enhanced profile design provides excellent handling performance.



Optimized multi-pitch tread groove design and closed sipes effectively reduce noise and allow for a more comfortable ride.



Four circumferential main groove design provides effective drainage and improved handling performance in wet conditions. Horizontal groove design makes constant good handling performance during abrasion.



Extra-Strengthen design of the blocks on both sides provides excellent driving force and steering performance.



	Size						PR&LR
P	215	/	70	R	16		100T
P	225	/	70	R	16		103T
P	235	/	70	R	16		106T
P	245	/	70	R	16	XL	111T
P	255	/	70	R	16		111T
P	275	/	70	R	16		114T
P	255	/	65	R	17		110T
P	265	/	65	R	17		112T
	31	x	10.5	R	15	LT	109S
LT	215	/	75	R	15		100/97S

	Size						PR&LR
LT	225	/	75	R	15		102/99S
LT	235	/	75	R	15		104/101S
LT	215	/	85	R	16		115/112S
LT	225	/	75	R	16		115/112S
LT	235	/	85	R	16		120/116S
LT	245	/	75	R	16		120/116S
LT	265	/	70	R	16		117/114T
LT	265	/	75	R	16		123/120S
LT	285	/	75	R	16		126/123S
LT	265	/	70	R	17		121/118S



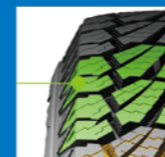
PracticalMax A/T RS23

SUV A/T



PracticalMax A/T RS23 is specially designed for all terrain SUV. It enhances the performance of grip and sport, for on or off road use. The tiger-teeth tread blocks provide super overland performance, the cut resistance compound improves mileage much.

Features & Benefits



3D tiger-teeth tread blocks provide excellent grip for both on and off road.



Mixed grooves improve grip in mountain, mud and snow conditions.



Irregular grooves deliver grip off road and super overland capability.



Different depth lateral grooves reduce noise and improve strength of tread blocks.



Special cut resistance compound.



Specially enhanced shoulders prevent damages.



	Size						LI&SS
	31	x	10.5	R	15	LT	109Q
LT	235	/	85	R	16		120/116Q
LT	245	/	75	R	16		120/116Q
LT	265	/	75	R	16		123/120Q
LT	285	/	75	R	16		126/123Q
LT	265	/	70	R	17		121/118Q



PracticalMax MT RS25

SUV M/T



PracticalMax MT RS25 is specially designed for ORV, providing super driving force, grips, anti-skidding, excellent handling. It's the best choice to challenge hills, mud, and snow.

Features & Benefits



Big pattern blocks and wider grips, provide excellent driving force, grips and anti-skidding on off roads.



Double orthotriples improve strength a lot, meet the demand of the worst condition.



Protecting dam and rough design on shoulder improve impact resistance and durability.



Hexagon bead ring with steel wire improves a lot!




UTQG:520/AB

Size						LI&SS
285	/	60	R	18	XL	120T
285	/	50	R	20	XL	116H



ELEVE AT5

SUV AT



ELEVE AT5 Original all-terrain pattern design with excellent grip and outstanding performance improves the comfort on paved road and abrasion performance on unpaved road that allows for a comfortable ride all year.

Features & Benefits



Various combinations of blocks which support tread rigidity and enhance wear resistance and handling, resulting in better adaption to all-terrain use.



The vertical varied groove design strengthens visual impact, and reduces groove noise.



Usage of functional material provides excellent cut-resistance.



Stepped grooves design ensures outstanding vastly enhancing performance on muddy and rocky road, and effectively removes gravel.



Wetland sipes on shoulder grooves enhance wet road performance and noise deduction.



Size					LI&SS	
145		R	12	C	80/78R	
155		R	12	C	88/86R	
165		R	13	C	94/93R	
165	/	70	R	13	C	88/86R
175		R	14	C	99/98R	
175	/	70	R	14	C	95/93R
175	/	65	R	14	C	90/88T
185		R	14	C	102/100R	
195		R	14	C	106/104R	
195		R	15	C	106/104R	
195	/	70	R	15	LT	99/96R
195	/	70	R	15	C	104/102R
205	/	65	R	15	C	100/97T

Size					LI&SS	
205	/	65	R	15	C	102/100T
205	/	70	R	15	C	106/104R
215	/	65	R	15	C	104/102T
215	/	70	R	15	LT	104/101R
215	/	70	R	15	C	109/107R
225	/	70	R	15	LT	106/103R
225	/	70	R	15	C	112/110R
185	/	75	R	16	C	104/102R
185	/	75	R	16	LT	100/97R
195	/	65	R	16	C	104/102R
195	/	65	R	16	LT	99/96R
195	/	75	R	16	C	107/105R
195	/	75	R	16	LT	102/99R

Size					LI&SS	
205	/	65	R	16	C	107/105R
205	/	65	R	16	LT	101/98R
205	/	75	R	16	C	113/111R
215	/	60	R	16	C	108/106T
215	/	65	R	16	C	109/107R
215	/	75	R	16	C	116/114R
215	/	75	R	16	LT	112/109R
225	/	65	R	16	C	112/110R
235	/	65	R	16	C	115/113R
185		R	14	C	102/100R	
195		R	14	C	106/104R	
195		R	15	C	106/104R	



DurableMax RS01

Van/LTR



DurableMax RS01 is specially designed for commercial vans and light trucks. It is suitable for overload conditions and brings benefit.

Features & Benefits



Two circumferential central ribs provide super wear-resistance.



Convex tread blocks provide excellent traction and prevent sideslip.



Special outline avoid eccentric wear.



Circumferential tread blocks on shoulders deliver excellent stability and handling.



UTQG:700/A/B

	Size						LI&SS
P	205	/	70	R	15		96T
P	205	/	75	R	15		97T
P	215	/	70	R	15		98T
P	215	/	75	R	15		100T
P	225	/	70	R	15		100T
P	225	/	75	R	15		102T
P	235	/	75	R	15		105T
P	205	/	55	R	16		91T



H201

Touring



H201 is high-end all season touring design, provides overlong mileage and excellent performance in both dry and wet conditions. The low heat compound delivers security in long journey. The optimized section design improves comfort much.

Features & Benefits



Special outline and compound provides overlong mileage.



4 wide grooves deliver excellent water evacuation.



Endless steel beading and belts provide uniformity and comfort.



All Season design.



Symmetrical design delivers low noise.



Size						LI&SS
255	/	70	R	15	C	112/110S
205			R	16	C	110/108S



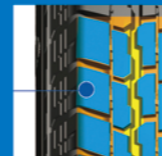
PracticalMax H/T RS27

Cross H/T




PracticalMax H/T RS27 Radial tire for pickups, vans and SUVs. Offers great traction on Middle-East terrain. Synchronized comfort on urban off-road and poorly-paved terrain.


Features & Benefits




4-channel zigzag grooves and lateral grooves provide excellent handling performance under wet road conditions.



Three-dimensional stepped sipes design enhances heat dissipation performance that allows to deal with the blazing hot desert environment easily.



Usage of functional material provides excellent cut-resistance and handling, resulting in better adaption to desert use.



Combination of wide zigzag grooves with multi-directional sipes, maximize performance to expel slush and mud for optimum traction.



UTQG:800/A/B

Size						LI&SS
165	/	70	R	13	XL	83T
175	/	70	R	13		82T
185	/	70	R	13		86T
165	/	70	R	14		81T
175	/	65	R	14	XL	86T
175	/	70	R	14		84T
185	/	60	R	14		82T
195	/	60	R	14		86T
185	/	65	R	15		88T
195	/	60	R	15		88H
195	/	65	R	15		91H
205	/	65	R	15		94H
205	/	55	R	16		91V



DurableMax Taxi RS01

Taxi



DurableMax Taxi RS01 is specially designed for taxis. It uses 3 circumferential grooves, wide tread blocks, and especially hyperfine carbon, improves a lot mileage and safety, and also reduces rolling resistance much. It brings security and benefit for taxi drivers.

Features & Benefits



2 circumferential central ribs provide super wear-resistance



Circumferential tread blocks on shoulders deliver excellent stability, handling and security.



Imported hyperfine carbon improves a lot mileage and reduces rolling resistance much.



RS01



	Size					LI&SS
ST	175	/	80	R	13	91/87M
ST	205	/	75	R	14	100/96M
ST	215	/	75	R	14	102/98M
ST	205	/	75	R	15	101/97M
ST	205	/	75	R	15	107/102M
ST	225	/	75	R	15	113/108M
ST	225	/	75	R	15	117/112M
ST	235	/	80	R	16	124/120M
ST	235	/	85	R	16	125/121M
ST	235	/	85	R	16	128/124M



DurableMax RS03

Specialty Trailer



DurableMax RS03 is designed especially for specialty trailer. The Z shape tread blocks provide excellent traction.

Features & Benefits



4 draining grooves bring excellent drainage.



Soft central blocks and hard Z shape blocks can meet all terrains.



Wider tread brings extra grips and traction.



Thick sidewall and special wearing compound bring long mileage.



RS03



UTQG:280/AA/A

Size						LI&SS
195	/	55	RF	16	XL	91V
205	/	45	ZRF	17	XL	88W
205	/	50	ZRF	17	XL	93W
205	/	55	ZRF	16	XL	94W
225	/	40	ZRF	18	XL	92W
225	/	45	ZRF	17	XL	94W
225	/	50	ZRF	17	XL	98W
225	/	55	ZRF	17	XL	101W
245	/	40	ZRF	18	XL	97W
245	/	45	ZRF	18	XL	100W
255	/	35	ZRF	18	XL	94Y



S2000

Run Flat



S2000 seeks exercise limit and extreme experience. The excellent high speed ability, handling in both dry and wet conditions, security and green design, make it to be preferred choice for luxury cars. Her stable performance is worthy of your trust.

Features & Benefits



Special asymmetrical design provides excellent grip and handling in both dry and wet conditions.



The updated SSBR and silica compound provide excellent wet grip, much reduced rolling resistance, and terrific handling in high speed.



Revolutionary tread design, rising strength from inside to outside, can deal with both smooth mountain road and downpour highway, at leisure.



The dramatic central big grooves with special compound, enhances efficient water evacuation to deal with all conditions.



Sipes on outside shoulder enhance turning handling and low down noise in high speed.



Size						LI&SS
175	/		R	14	C	99/98T
185	/		R	14	C	102/100S
195	/	70	R	15	C	99/96Q
195	/	70	R	15	C	104/102R
205	/	70	R	15	C	106/104S
215	/	70	R	15	C	98/95T
215	/	75	R	15	LT	100/97T
235	/	75	R	15	LT	104/101T




SnowShoes AW11

Winter



SnowShoes AW11 is designed especially for winter road for commercial vans, which are helpful in providing safety in icy/snowy pavement Snow Drainage Breaking Handling.

Features & Benefits



Special low-temperature tread compound, perform strong grip on snow and ice, provide excellent handling performance.



Deepened pattern design, combining with enhanced blocks in the shoulder, provide excellent wear resistance and load capacity.



Designed with two detailed and ultra-thin 3D sipes, working with proper angle, helps to secure handling and driving competence in ice and snow.



Wideblock pattern in the tread, prevent sliding in snow and ice pavement; special pattern design in the shoulder, improve acceleration and braking in winter conditions.





SnowShoes AW33

Winter



SnowShoes AW33 is specially designed for ice and snow area, providing excellent driving on snow and wet road.

Size				LI&SS
155	/	65	R 13	73T
165	/	70	R 13	79T
165	/	60	R 14	75T
165	/	70	R 14	81T
175	/	65	R 14	82T
175	/	70	R 14	84T
185	/	60	R 14	82T
185	/	65	R 14	86T
185	/	70	R 14	88T
185	/	60	R 15	84H
185	/	65	R 15	88H
195	/	55	R 15	85H
195	/	60	R 15	88H
195	/	65	R 15	95T
205	/	65	R 15	94H
195	/	60	R 16	89T
205	/	55	R 16	91H
205	/	60	R 16	96H
225	/	55	R 16	XL 99H
215	/	60	R 16	XL 99H
215	/	65	R 16	98H
215	/	70	R 16	100T

Size				LI&SS
225	/	60	R 16	98T
225	/	70	R 16	XL 107T
235	/	60	R 16	100T
235	/	70	R 16	106T
245	/	70	R 16	107T
265	/	70	R 16	112T
215	/	50	R 17	XL 95H
215	/	55	R 17	94H
215	/	60	R 17	96H
225	/	50	R 17	XL 98H
225	/	55	R 17	XL 101H
225	/	60	R 17	99H
225	/	65	R 17	102T
235	/	50	R 17	XL 100H
235	/	55	R 17	XL 103H
235	/	65	R 17	XL 108T
245	/	65	R 17	XL 111H
265	/	65	R 17	XL 116H
215	/	55	R 18	95H
225	/	55	R 18	98H
225	/	60	R 18	XL 104H
235	/	50	R 18	XL 101H

Size				LI&SS
235	/	55	R 18	100H
235	/	60	R 18	107T
245	/	45	R 18	XL 100H
255	/	55	R 18	105H
265	/	60	R 18	XL 114H
285	/	60	R 18	XL 120H
225	/	45	R 19	XL 96H
225	/	55	R 19	99H
235	/	50	R 19	XL 103H
235	/	55	R 19	XL 105H
245	/	45	R 19	XL 102H
245	/	55	R 19	103H
255	/	45	R 19	XL 104H
255	/	50	R 19	XL 107H
255	/	55	R 19	XL 111H
265	/	50	R 19	XL 110H
245	/	40	R 20	XL 99H
245	/	45	R 20	XL 103H
255	/	50	R 20	XL 109H
265	/	50	R 20	XL 111H
275	/	40	R 20	XL 106H
275	/	45	R 20	XL 110H

Features & Benefits



Asymmetrical design make the outside of tire maintaining rigidity, provide more grounding area, bring excellent grip on dry/wet/ice road when sharp turn.



Detailed and ultra-thin 3D sipes improve the grip on ice and snow road, and provide excellent handling and driving.



More transverse and variety grooves can fully absorb water, avoid form the water film. Achieve double effectively, forming columnar snow,improve plough snow performance.



Special low-temperature tread compound, perform strong grip on snow and ice, provide excellent handling.



Size		LI&SS
195/55R16		87H
205/55R16		91V
215/55R16	XL	97V
225/55R16	XL	99V
205/45R17	XL	88V
205/50R17	XL	93V
215/45R17	XL	91V
215/50R17	XL	95V
215/55R17	XL	98V
225/45R17	XL	94V
225/50R17	XL	98V
225/55R17	XL	101V
235/45R17	XL	97V
225/40R18	XL	92V
255/55R18	XL	109V



IceMax RW505

Winter




IceMax RW505 is high performance winter tyres. The asymmetrical design and excellent grips bring safe driving in winter condition.

Features & Benefits



Detailed 3D sipes prevent sliding, improve braking and handling in high speed condition.



Asymmetrical design provide excellent grips, braking and handling.



Continuous grooves from central to shoulder, bring excellent draining and safety.



Improved shoulder blocks bring excellent stability.



RW505



Size	XL	LI&SS
175/70R13		82T
175/65R14	XL	86T
175/70R14	XL	88T
185/65R14	XL	90T
185/70R14	XL	92T
185/60R15	XL	88T
185/65R15	XL	92T
195/60R15	XL	92T
195/65R15	XL	95T
205/65R15	XL	99T
205/70R15	XL	100T
205/55R16	XL	94T
205/60R16	XL	96T
215/60R16	XL	99T
215/65R16	XL	102T
225/60R16	XL	102T
215/55R17	XL	98H

Size	XL	LI&SS
225/45R17	XL	94H
225/50R17	XL	98H
225/55R17	XL	101H
235/55R17	XL	103T
225/40R18	XL	92H
245/45R18	XL	100H
SUV HT		
215/70R16		100T
235/70R16		106T
245/70R16	XL	111T
265/70R16		112T
225/65R17	XL	106T
235/65R17	XL	108T
245/65R17	XL	111T
265/65R17		112T
235/60R18	XL	107T
255/55R18	XL	109T




IceMax RW506

Studdable

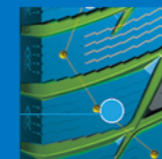


IceMax RW506 is high performance winter tyres. The asymmetrical design and excellent grips bring safe driving in winter condition.

Features & Benefits




Directivity studs configuration provides excellent grips and guidance, guaranteeing traction and braking.



Special stud technique brings both grips and comfortable driving.



Directional design brings efficient drainage.



Detailed sipes enlarge the ground contact area, draining water fast and improving grips.